

Axis Plate[®]

Charcot Fixation System

A Smarter Approach
for Charcot Deformity

Smarter Plates X MAPP Technique X Advanced Fixation Technology

Exponential Impact

EXTREMITY[®]
MEDICAL

Real change *starts* here™

Axis Plate[®]

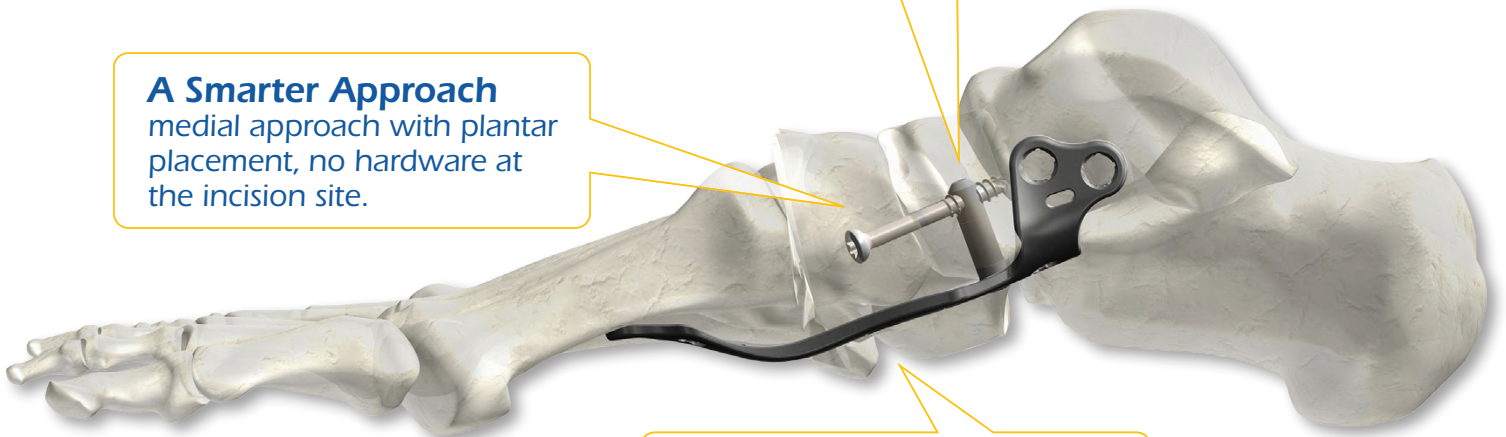
Charcot Fixation System

The only FDA cleared fixation platform designed specifically for Charcot that offers tension-side (plantar) plate options.

Advanced Fixation Technology delivers greater stability, strength and endurance.


A Smarter Approach medial approach with plantar placement, no hardware at the incision site.

Durability Where it Matters on the tension side of the implant.



Engineered Versatility

Comprehensive plate selection designed to meet the unique anatomic needs and varied indications of the Charcot patient.



All Plantar and Plantar Medial plates are available in left and right specific designs.



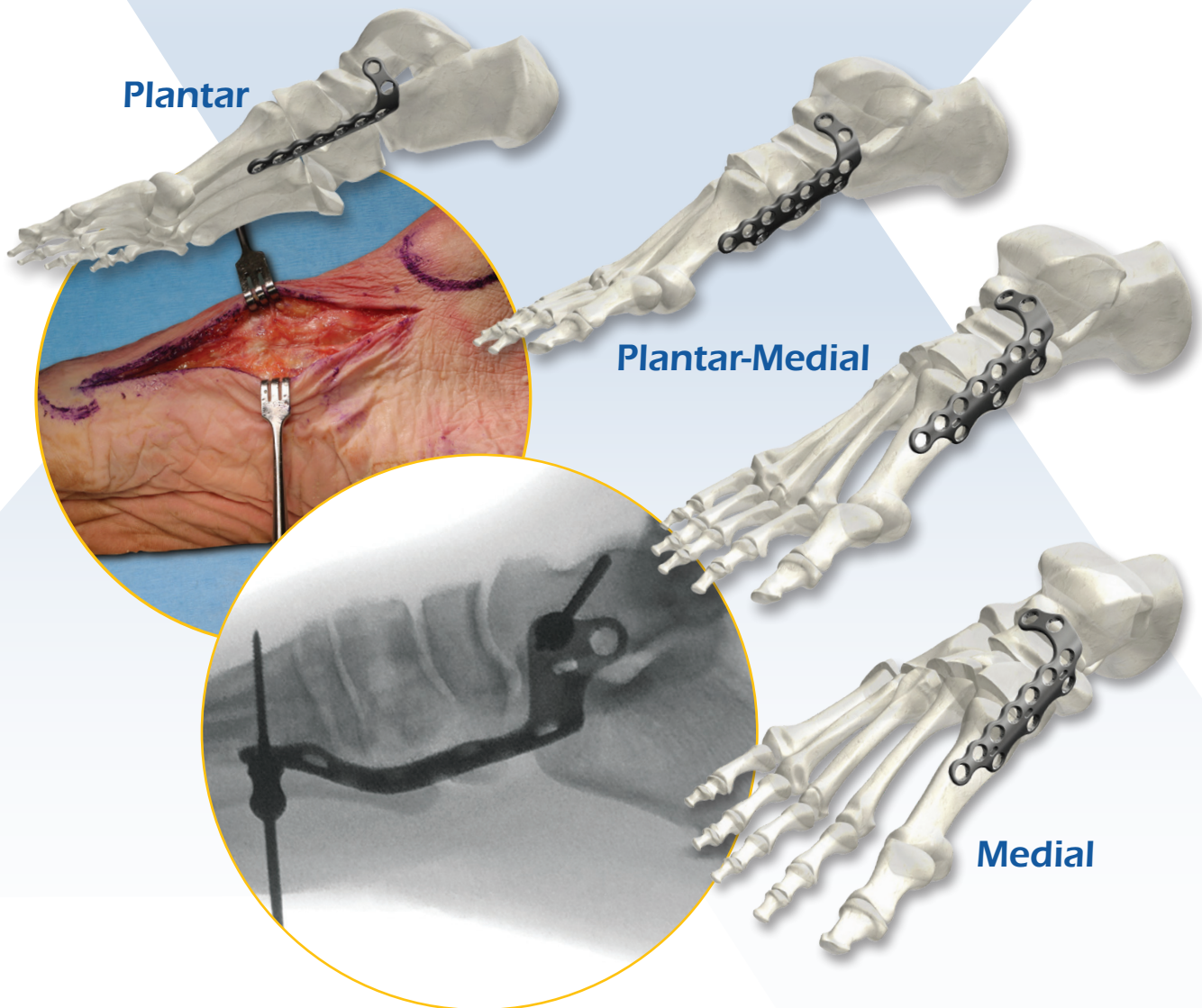
Metatarsal to Talus

Distal Medial Column

MAPP it out: The Smarter Approach Medial Approach, Plantar Placement

The MAPP technique provides greater flexibility to place the Axis Plate on the biomechanically optimal plantar side location^{1,2}, while avoiding the challenges of a plantar surgical incision, dissection and placement.

- Optimal biomechanical placement of plates for strength and stability
- Clearly defined, reproducible technique³
- Reduces closure challenges and risk of dehiscence

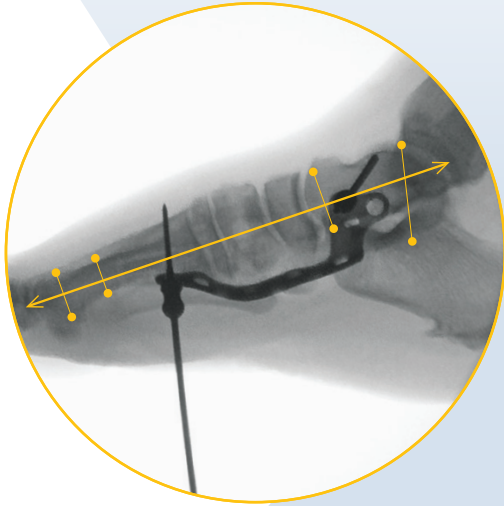


AXIS Plates: the simplicity of the medial approach with a wide range of plate choices to deliver the ultimate flexibility for plate placement options

Smarter Plate Technology

Better Outcome Opportunities


The Axis Plate System marries smarter plate design with an optimized medial approach to deliver multiplanar fixation with compression, strength and stability—even in patients with compromised bone quality.



Durability where it matters: Tension-side (plantar) placement

offers optimal biomechanical strength for enhanced fixation and stability while minimizing the impact on soft tissue.

- Compresses fusion site during weight bearing
- Minimizes bending loads on screws, decreasing potential failures
- Stabilizes the corrected Meary's angle
- No hardware at the incision-site reducing closure challenges and the risk of dehiscence



Unique talar-wrap tab design provides three points of talar fixation for a multiplanar metatarsal-to-talar correction not offered in other systems

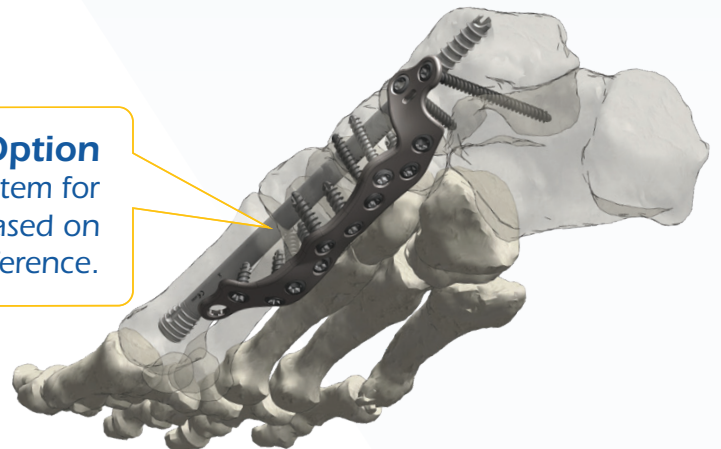


Anatomically designed plates

feature variable gradient thickness to provide strength where it's needed most, while respecting soft tissue anatomy.

Cage the Beam Option


Axis Plates can be used with the Axis Beam System for additional load sharing and stabilization based on patient anatomy and surgeon preference.



More than a Plate: Integrated Fixation Construct

Axis Plate Charcot Fixation System is the only plating system that can be combined with the **Advanced Fixation Technology** of Extremity Medical's patented Compression Post.

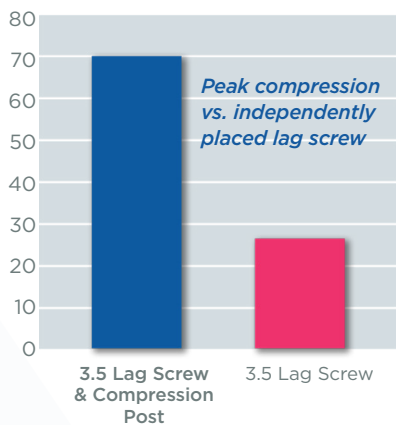
- Amplifies compression regardless of patient's bone quality
- Adds multiplanar fixation and stability for enhanced construct durability
- Reduces risk of implant pullout



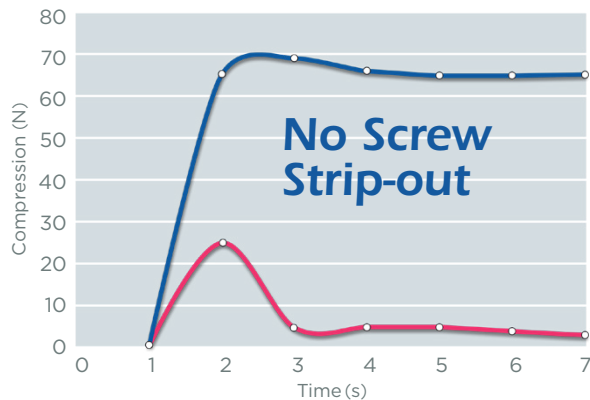
Low High

Patented Compression Post and locking lag screw create a construct that delivers enhanced compression force and stability, while resisting pull-out — regardless of patient bone quality

165% More Compression Force



Unmatched Compression and Stability



Axis Plate[®]

Charcot Fixation System

Delivering
a smarter approach for Charcot
Period.

Real change ***starts*** here[™]

EXTREMITY[®]
MEDICAL

Real change ***starts*** here[™]

888.499.0079

973.588.8980

ExtremityMedical.com

customerservice@ExtremityMedical.com

300 Interpace Parkway, Suite 410 | Parsippany, NJ 07054

For indications for use and safety information, please refer to the Axis Plate System Package Insert (LBL-148-99102)

- 1 Foot Ankle Clin. 2009;14(3):393-407
- 2 PLOS ONE, February 2017 Biomechanical investigation of two plating systems for medial column fusion in foot
- 3 Axis Plate Technique Guide LBL-148-99101-EN



Patent Pending. Extremity Medical[®], and Axis Plate[®] are trademarks of Extremity Medical, LLC.
© 2020 Extremity Medical, LLC. All Rights Reserved.

LBL-148-99105-EN Rev.A